

2014 Annual Report for Santa Maria Community Services

Values

Partnership
Empowerment
Results
Family
Empathy
Community
Trust
Stewardship

Board of Directors

Jessica Woo, Ph.D. (Chair)
Jorge Seda (Vice Chair)
Luther Smith (Secretary)
John Earls (Treasurer)
Sr. Patmarie Bernard, SC
Tina Baumann
Brian Clark
Erin Gilday
Tim Gillespie
Doug Hein
Joseph Jones
Elizabeth Joyce
Dan Knecht
James McCarthy
Sean McGrail
Glenn Miller
Ted Mitchel
Rukevwe Ojakovo
David Pike
Nelson Rosario
Julieta Simms

H. A. Musser, Jr., President and CEO



Santa Maria Community Services

617 Steiner Avenue

Cincinnati, OH 45204

Phone: (513) 557-2730

Fax: (513) 557-2726

www.santamaria-cincy.org

info@santamaria-cincy.org

Mission

Santa Maria is a catalyst and advocate for Greater Price Hill families to attain their educational, financial and health goals.

Dear Friends of Santa Maria Community Services,

Santa Maria Community Services expanded during the past year by assuming an existing AmeriCorps program that provides members with opportunities to serve their community by volunteering fulltime for one year in local GED education and workforce programs while also gaining important experience for their own careers.

In addition, Santa Maria launched an exciting new initiative last year called Healthy Homes – Block by Block. This program recruits and trains local residents to serve as Block Captains who provide homes on their block with access to resources and information that help insure young children thrive.

Finally, Santa Maria completed a comprehensive strategic plan that will guide our investments and work over the next three to five years.

Our thanks to all of you who give of time, talent and treasure to support our work.

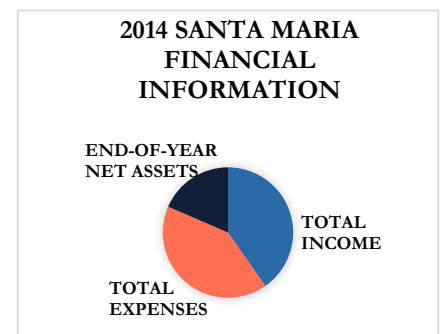
Sincerely,

Jessica Woo, Ph.D.
Chair, Board of Directors

H.A. Musser, Jr.
President & CEO

The following is an overview of Santa Maria Community Services' income and expenses for the year ended 2014:

Total Income:	\$3,492,692
Program Expenses	\$2,897,918
Fundraising Expenses	\$ 237,714
<u>Administration Expenses.....</u>	<u>\$ 364,381</u>
Total Expenses:	\$3,500,013
End-of-Year Net Assets: ...	\$1,650,575

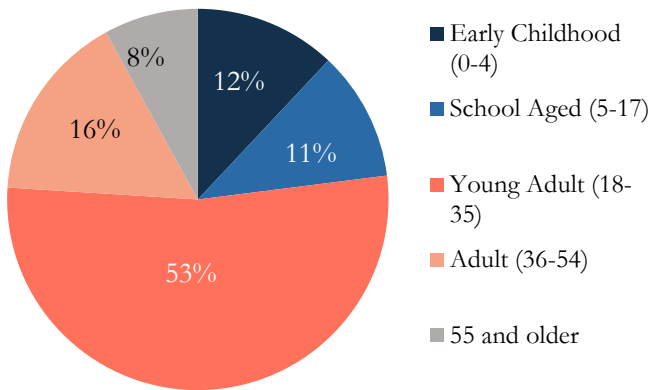


During 2014, Santa Maria served a total of 3,141 individuals through a wide variety of programs and services. Below is a sample of the resulting impact on children, youth and families:

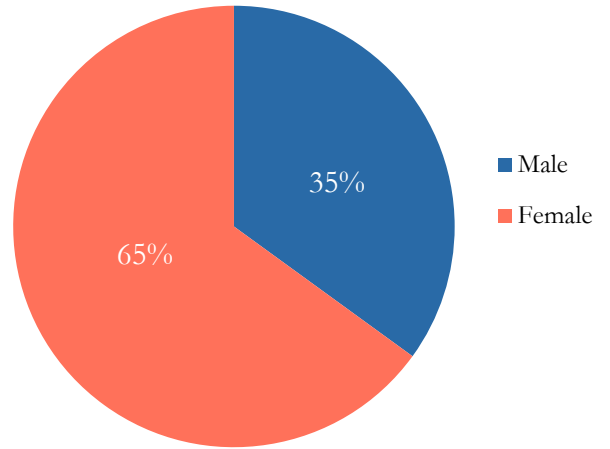
- 26 babies were born at normal birth weight.
- 120 children 3-5 years old were assessed age appropriate in cognitive and language skills.
- 31 children 11-15 years old showed academic improvement and moved on to the next grade.
- 404 individuals had a usual place to go for medical care.
- 48 families obtained and maintained appropriate, safe and affordable housing.
- 198 individuals received English language education through the English as a Second Language program.
- 15 individuals earned a GED.
- 55 individuals obtained employment.

Who We Served in 2014

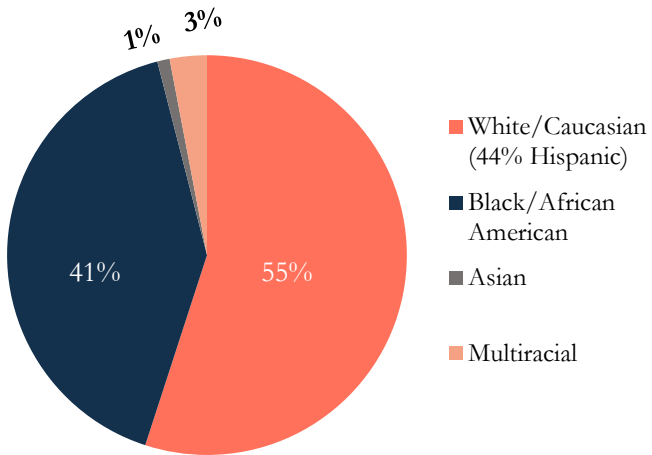
Age



Gender



Race



99% were economically disadvantaged

Barriers include lack of:

- Education
- Transportation
- Documentation
- Health Insurance